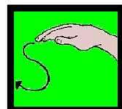


Jolly Phonics Actions

Set 1

s



Weave hand like a snake, making s shapes while saying **ssssss**

a



Short a: Wiggle fingers above elbow, as if ants are crawling on you, and say **a,a,a**

t



Children imitate watching tennis, moving heads side to side saying **t,t,t**

i



Children pretend to be mice by wiggling fingers on the end of their noses and squeaking **i,i,i**

p



Hold up index finger, pretending it is a lit candle, and imagine you are blowing it out by saying **p,p,p**

n



Hold out your arms, as if you are a plane nose diving, and say **nnnnnn**

The Jolly Phonics Scheme © Jolly Learning , Resource and images produced by Bev Evans, www.communication4all.co.uk, 2007



Jolly Phonics Actions

Set 2

c k



Raise hands and snap fingers, as if playing castanets, saying **k,k,k**

e



Short e: Pretend to hold egg in one hand and crack it against the side of a pan. Use both hands to open shell saying **eh,eh,eh**

h



Act as if panting after a race: hold hand to mouth and say **h,h,h**

r



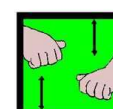
Pretend to be a puppy pulling a rag in it's teeth. Keep teeth closed, shake head and say **rrrrr**

m



Rub tummy, as if you see tasty food, and say **mmmmm**

d



Pretend to hold drumsticks and beat up and down saying **d,d,d**

The Jolly Phonics Scheme © Jolly Learning , Resource and images produced by Bev Evans, www.communication4all.co.uk, 2007



Jolly Phonics Actions

Set 3

g



Spiral hand down, as if water gurgling down a plughole, saying *g,g,g*,

o



Short o: Pretend you are turning a switch on and off, saying *o,o,o*

u



Short u: Keep one hand steady and raise the other up, as if raising an umbrella, saying *u,u,u*

l



Pretend to lick a lollipop, saying *lllll*

f



Place one hand above the other and push them together gently, as if a toy fish is deflating, saying *fffff*

b



Place hands together, as if batting away a cricket ball, and say *b,b,b*.



Jolly Phonics Actions

Set 6

y



Pretend to eat yoghurt from a spoon, saying *y,y,y*

x



Imagine you are taking an x-ray with an x-ray gun or camera and say *ks,ks,ks*

ch



Pretend you are chopping on your hand and say *ch,ch,ch*

sh



Put your index finger over your lips and say *shshsh*

th



Hard and soft th: Pretend to be a naughty clown and stick tongue out a little for *th* (as in this) and a bit further for *th* (as in thumb)



Jolly Phonics Actions

Set 5

z



Pretend to be a buzzing bee, with elbows in and arms flapping while saying **zzzzzzzzzz**

w



Blow into open hand, like the wind, saying **wh,wh,wh**

ng



Pretend to be a weightlifter, lifting a heavy weight above your head, and say **ng.....**

v



Pretend to be driving along in a van saying **vvvvv**

oo



Little and long oo: Imagine being the cuckoo in the cuckoo clock, bending forwards and back while saying **u,oo, u,oo**



Jolly Phonics Actions

Set 4

ai



Long a: Cup had over ear, as if hard of hearing, and say **ai,ai,ai**

j



Pretend to be a jelly and wobble, saying **j,j,j**

oa



Long o: Hold hand over mouth, as if you have done something wrong and say **oh!**

ie



Stand to attention and salute saying **aye, aye**

ee



Put hands on ears and pretend to be a donkey, saying **eeyore, eeyore**

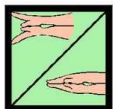
or



Jolly Phonics Actions

Set 7

qu



Make a duck's beak with your hands and say *qu, qu, qu*

ou



Pretend your finger is a needle and prick your thumb, saying *ou, ou, ou*

oi



Cup hands around mouth and shout to a boat, saying *oi! Ship ahoy!*

ue



Point to people around you and say *you, you, you*

er



Roll hands over like a food mixer and say *ererer*

ar



Open mouth wide and say *ah*



CUED CONSONANTS by Jane Passy



1. Lips (bilabial)
2. Teeth (dental)
3. Alveolar ridge (alveolar)
4. Hard palate (palato-alveolar)
5. Soft palate (velar)
6. Back of the mouth (uvular)
7. Glottis (glottal)
8. Pharynx (pharyngeal)
9. Vocal cords (laryngeal)



Copyright © Jane Passy 2010



<https://www.youtube.com/watch?v=gyGX3RcLG74>



Copyright © Jane Passy 2010

Some people have found this really useful. We use in some cases.

Consonants

c, k	g
	
<p>'c', 'k' as in cat, king. Voiceless. The picture shows the starting point of the sound. As the sound is produced, the crooked index finger is jerked downwards and forward approx one inch.</p>	<p>'g' as in go. Voiced. The picture shows the starting point of the sound. As the sound is produced, the two crooked fingers are jerked downwards and forward approx one inch.</p>