

Programme of Study Statements

Pupils should be taught:

- to use a range of materials creatively to design and make products
- to use drawing, painting and sculpture to develop and share their ideas, experiences and imagination
- to develop a wide range of art and design techniques in using colour, pattern, texture, line, shape, form and space
- about the work of a range of artists, craft makers and designers, describing the differences and similarities between different practices and disciplines, and making links to their own work

Skills

Become proficient in drawing, painting, sculpture and other art, craft and design techniques.



Creativity

Explore ideas, invent, imagine, problem solve



Knowledge

Learn great Artists, crafts and design, learn how artists use formal elements



Reflection (which leads to

personal development)
Evaluate and Analyse own and others work.



Artists and sketchbooks

- Describe what can be seen and give an opinion about the work of an artist
- Ask questions about a piece of art
- Use a sketchbook to gather and collect art work.

Alexander Hosea Curriculum Map – Year 1

Subject: Art – Printing

Printing – Artist study – Peter Thorpe – space artwork

Prior knowledge/skills:

- I can print using fingers, hands, vegetables, card, wood, etc.
- I can take print from object: leaf, hand, onion, feet, junk, bark, modelling clay etc.
- I can produce simple pictures by printing objects.
- I know that printing is a type of art form.

Sticky knowledge:

- To know how to create shapes and patterns in print.

Potential Evidence to support our Artist:




- I know and can make marks in print with a variety of objects, including natural and made objects, e.g., fabric, plastic, tissue, crepe paper, corks, sponges, etc.
- I can create rubbings from a print or textured surface
- I can create prints on a range of different materials and fabrics.
- I can overlap prints.
- I can print a repeated pattern.
- I can examine how artists and designers used colours, shapes and lines to create patterns.

Key Vocabulary:

Print, Rubbing, texture, shapes, mark, block, pressure, repeating pattern, printing tools.

Alexander Hosea Curriculum Map – Year 1

Subject: Art - Printing

Alexander Hosea	Art and Design Knowledge Organiser, skills and techniques	Year 1
<h1>Printing</h1>		
Vocabulary	Definition	
Print	An impression made by any method involving transfer from one surface to another.	
Printing tools	The implements used to transfer from one surface to another.	
Rubbings	A technique of transferring an embossed or engraved design from an existing textured surface.	
Pattern	A repeated decorative design. Textures- one of the seven element of art that refers to the visual "feel" of a piece	
<div><div><h2>Artist study</h2><div><div><p>Peter Thorpe</p></div><div><p>Hannah Rampley</p></div></div><div><p>https://hampsteadnorreysprimary.net/wp-content/uploads/2021/01/Peter-Thorpe-space-artist-powerpoint.pdf</p><p>http://www.hannahrampley.com/</p></div></div><div><h2>Techniques</h2></div></div>		

Cultural Capital

Alexander Hosea Curriculum Map - Year 1

Subject: Art - Printing

<p>Visits and visitors</p> <p>Trip to the planetarium</p>	<p>Experiences and events</p> <p>Star gazing event at school</p>	<p>Key texts</p> 
<p>Community events and links</p> <p>St Peters Hospice charity shop - toy donations</p>	<p>Global issues</p>	<p>Life Skills</p> <p>Curiosity</p> <p>Creativity</p> <p>Resilience</p> <p>Making Links</p>