

Programme of Study Statements

Pupils should be taught:

- To develop their techniques, including their control and their use of materials, with creativity, experimentation and an increasing awareness of different kinds of art, craft and design.
- To create sketch books to record their observations and use them to review and revisit ideas.
- To improve their mastery of art and design techniques, including drawing, painting and sculpture with a range of materials [for example, pencil, charcoal, paint, clay]
- About great artists, architects and designers in history.

Skills

Become proficient in drawing, painting, sculpture and other art, craft and design techniques.

**Creativity**

Explore ideas, invent, imagine, problem solve

**Knowledge**

Learn great Artists, crafts and design, learn how artists use formal elements

**Reflection** (which leads to personal development)

Evaluate and Analyse own and others work.

**Artists and sketchbooks**

- To collect ideas for preliminary studies trying out different media and materials.
- To describe the thoughts and feelings about their own and others work and discuss how these might influence their own designs using appropriate language.
- To research the work of an artists and use their work to replicate a style.

Sculpture - Artists study

Prior knowledge/skills:

- I know different techniques to create 3D effect with paper.
- I know about famous paper sculptors.
- I understand that there is a range of different types of sculptures.
- I can shape, form, model and construct sculptures from paper
- I can explore paper techniques such as origami to create 3D models
- I can use paper maché to create 3D models

Sticky Knowledge:

- To explain how to use tools safely to create wire sculptures
- To know about famous wire sculptors and can discuss their work confidently.

Potential Evidence to support our Artist:

- I understand the properties of different types of wire.
- I know about techniques used to create sculptures out of wire
- I know about the life of famous wire and figure sculptures.
- I can explore wire as a medium for sculptures and experiment with wire techniques.
- I can use aluminium wire to create sculptures
- I can shape, form, model and construct using wire
- I can use tools safely

Key Vocabulary

Bend Shape Twist Braid Join Create

Sculpture

Vocabulary

Bend	A shape or force (something straight) into a curve or angle.
Shape	To give a particular shape to an object.
Twist	To form into a bent, curling or distorted shape.
Braid	A length or materials that is divide into three parts that are then crossed over each other in a special pattern.
Join	A place where two or more things are connected or fastened together.

Artist study

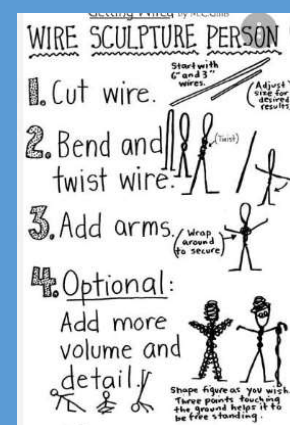
Alberto Giacometti




Antony Gormley




Techniques



Roman soldiers



<https://www.youtube.com/watch?v=qQXoigo7iCU>

Cultural Capital		
Visits and visitors	Experiences and events	Key texts
		 <p>The image shows two book covers. The top cover is for 'Meet the Artist ALBERTO GIACCONE' and features a drawing of a person and the text 'Meet the Artist', 'ALBERTO', and 'GIACCONE'. The bottom cover is for 'TWO BROTHERS, FOUR HANDS' and features a drawing of two people and the text 'TWO BROTHERS, FOUR HANDS', 'JAN DRONKING and SPENCER JORDAN', and 'Illustrated by HENRY HANSEN'.</p>
Community events and links	Global issues	Life skills Curiosity Creativity Resilience Making Links