





Alexander Hosea Curriculum Map - Year 5 Subject: Art - Painting

Programme of Study Statements

Pupils should be taught:

- To develop their techniques, including their control and their use of materials, with creativity, experimentation and an increasing awareness of different kinds of art, craft and design.
- To create sketch books to record their observations and use them to review and revisit ideas.
- To improve their mastery of art and design techniques, including drawing, painting and sculpture with a range of materials [for example, pencil, charcoal, paint, clay]
- About great artists, architects and designers in history.

<p><u>Skills</u> Become proficient in drawing, painting, sculpture and other art, craft and design techniques.</p> <div data-bbox="116 826 331 914">  </div>	<p><u>Creativity</u> Explore ideas, invent, imagine, problem solve</p> <div data-bbox="741 831 808 938">  </div>	<p><u>Knowledge</u> Learn great Artists, crafts and design, learn how artists use formal elements</p> <div data-bbox="1178 852 1424 919">  </div>	<p><u>Reflection</u> (which leads to personal development) Evaluate and Analyse own and others work.</p> <div data-bbox="1626 858 1704 900">  </div>
----------------------------------------------------------------------------------------------------------------------------------------------------------------------------------------------------------------------------------------------------------	--------------------------------------------------------------------------------------------------------------------------------------------------------------------------------------------------------------	-------------------------------------------------------------------------------------------------------------------------------------------------------------------------------------------------------------------------------------------------	----------------------------------------------------------------------------------------------------------------------------------------------------------------------------------------------------------------------------------------------------

Artists and sketchbooks

- To collect ideas for preliminary studies trying out different media and materials.
- To describe the thoughts and feelings about their own and others work and discuss how these might influence their own designs using appropriate language.
- To research the work of an artists and use their work to replicate a style.

Painting

Prior knowledge/skills:

- I can combine colours to create tints, tones, hues and shades to reflect the purpose of the work.
- I can mix and match colours to objects in the natural or man-made forms.
- I can mix and blend colours using a soft and smooth gradient.
- I can show accuracy and control when painting using thick and thin paintbrushes and select for a purpose.
- I can name primary, secondary, complementary, warm and cold contrasting colours.

Sticky Knowledge:

- To discuss colours that depict moods in paintings.
- To explain how key artists express thoughts and feelings through use of colour and application.

Potential Evidence to support our Artist:

- I can explore how artists express thoughts and feelings through use of colour and application.
- I can experiment with different colours that represent moods and emotions.
- I can create a mood painting through use of colour and application
- I can use appropriate painting tools accurately to apply a range of different paint types to a surface.
- I can demonstrate a secure knowledge of primary, secondary, complementary, warm and cold and contrasting colours.
- I can experiment with paint textures.

Key Vocabulary

Complementary colours, Warm colours, Cool colours, Inspiration, application, emotion, mood, contrasting colours.

Painting

Vocabulary

Definition


Complementary colours	A particular colour scheme draws from two colours on the opposite side of the colour wheel.
Warm colours	Such as red, yellow, and orange; evoke warmth because they remind us of things like the sun or fire. Warm colours are said to advance towards you as if they are jumping out of the painting.
Cool colours	Such as blue, green, and purple (violet); evoke a cool feeling because they remind us of things like water or grass. Cool colours are said to recede into the background, meaning that they move away from the viewer.
Contrasting colours	Two colours from different segments of the colour wheel.
Inspiration	Inspiration is a feeling of enthusiasm you get from someone or something, which gives you new and creative ideas.
Mood	A temporary state of mind or feeling.

Artist study

Paul Signac




Paul Cezanne



Techniques

COLORS & MOODS	
	Red: Passion, Danger
	Orange: Welcoming, Energy, Innovation
	Yellow: Happiness, Positive, Active
	Green: Harmony, Healing, Growth, Calm
	Blue: Peace, Relaxation, Loyal, Wisdom
	Purple: Luxury, Romance, Ambition
	Black: Power, Elegance, Mystery, Edgy
	White: Purity, Truth, Simplicity
	Brown: Dependability, Friendly

Mood art



Cultural Capital		
Visits and visitors Illustrators or authors Local art galleries	Experiences and events	Key texts
Community events and links	Global issues	Life skills Curiosity Creativity Resilience Making Links